

SHIPPING DEPUTY MINISTRY
TO THE PRESIDENT

LEMESOS



2018
PORT STATE CONTROL DATA

Executive Summary

Port State Control (PSC) is the inspection of foreign ships in national ports for the purpose of verifying that the condition of the ship and its equipment comply with the requirements of international conventions and that the ship is manned and operated in compliance with applicable international laws.

In 2018, 575 individual ships entered Cyprus ports, while 114 PSC inspections were carried out. Cyprus' Fair Share (annual inspection commitment) for 2018 was 100 inspections.

Out of the 114 inspections, seven led to detentions (Detention rate 6.1 %). For one of the detained ships a ban order for the Paris MoU region was issued since the ship failed to call the indicated repair yard after she was released from detention from a Cyprus port.

Furthermore, in total 475 deficiencies were recorded. The 94 of the recorded deficiencies were detainable ones, which represents a percentage of 19.8 % of the total deficiencies. The average number of deficiencies per inspection for the current year was 4.2.

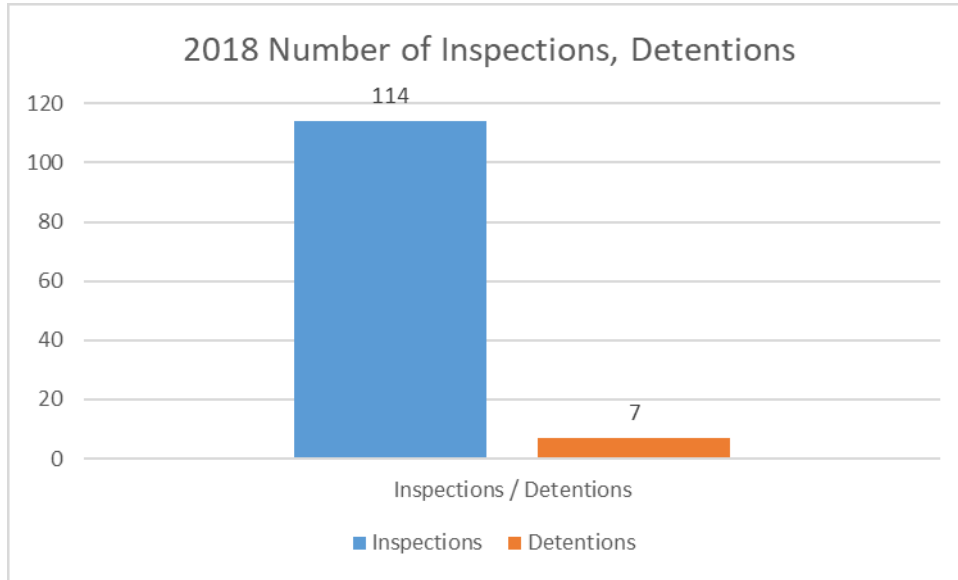
In 2018, Cyprus participate in the Paris MoU Concentrate Inspection Campaign (CIC) on "MARPOL Annex VI" from 1 September through 30 November 2018. During this period, 22 inspections were carried out, two of which led to detention but none was the result of the Inspection Campaign. In the same period, 15 of the recorded deficiencies were CIC related.

In the following pages the facts and figures as regards the PSC inspections carried out in Cyprus ports for 2018 are shown more thoroughly.

PORT STATE CONTROL DATA 2018

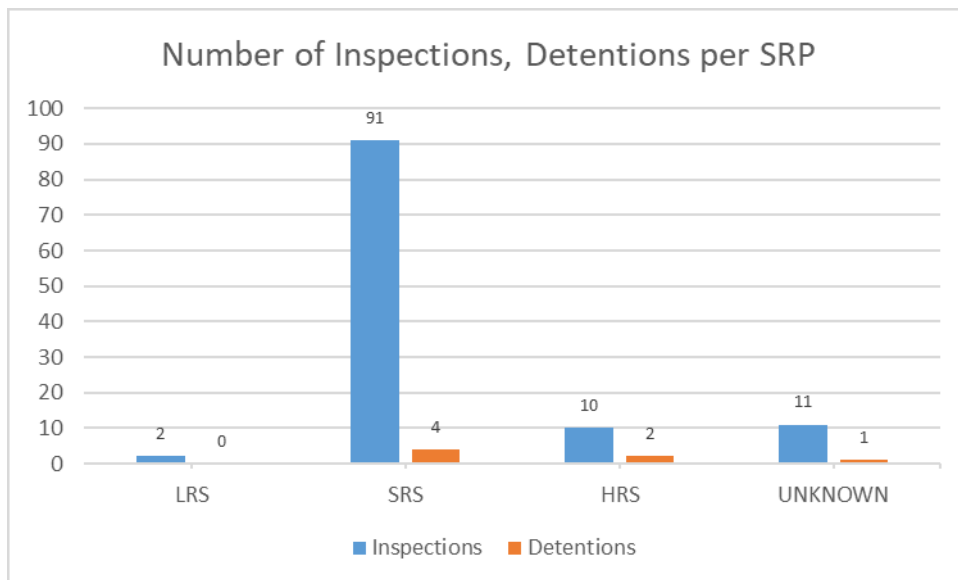
Inspections, Detentions for 2018

In 2018, 114 Port State Control (PSC) Inspections were carried out at Cyprus ports. Out of the 114 inspections, seven led to detentions (Detention rate 6.1 %). For one of the detained ships a ban order was issued from Cyprus since she failed to call at indicated repair yard after released from detention.



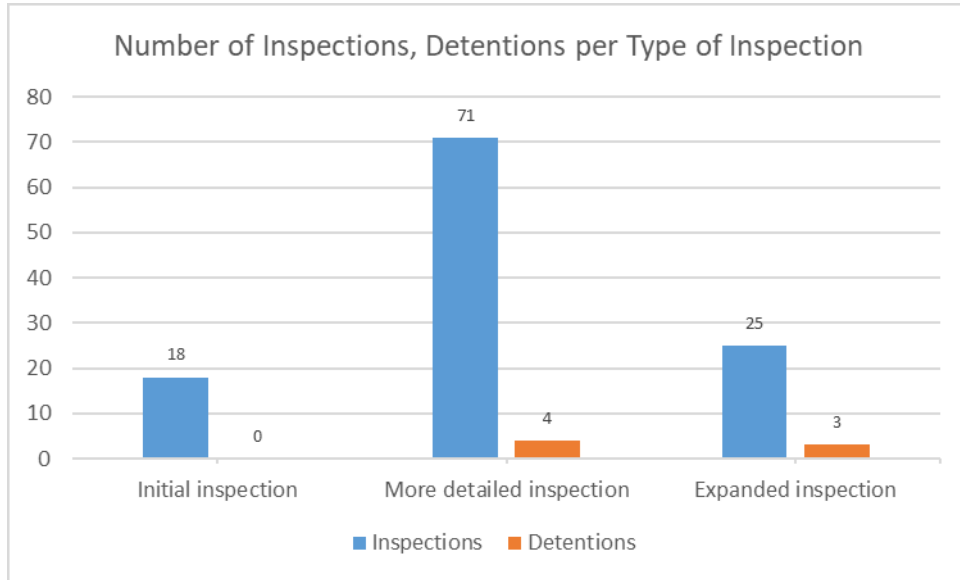
Inspections, Detentions per Ship's Risk Profile

The Ship Risk Profile (SRP) of the 114 ships inspected (*as it was at the time of inspection*) is shown below. The majority of the inspected ships have a Standard Risk Ship profile (SRS), 91 in total. It is remarkable that only two ships out of the 114 ships inspected had a Low Risk Ship profile (LRS) while 11 of them had unidentified profile. The banned ship had an unknown profile



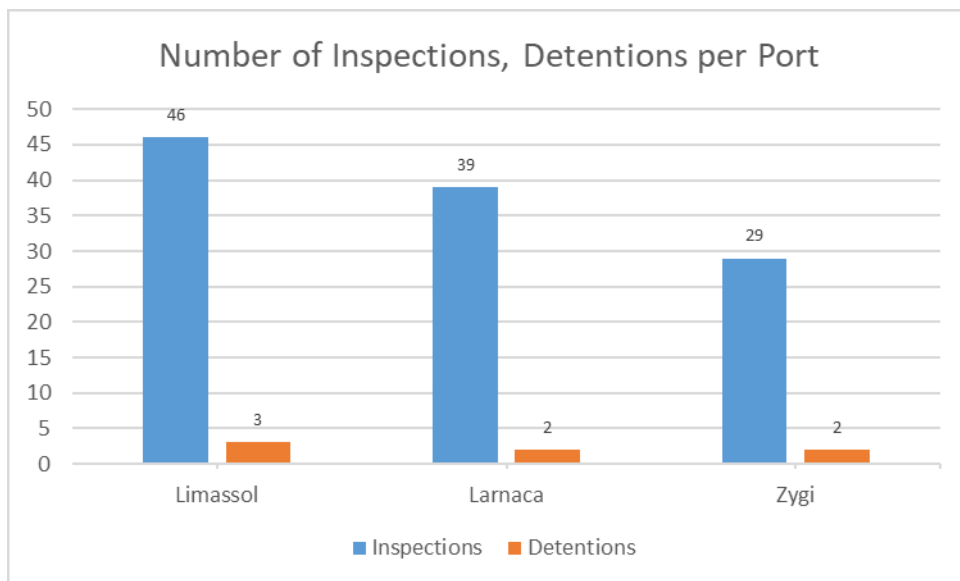
Inspections, Detentions per Type of Inspection

The type of inspections that were carried out are shown below. In 71 of the ships inspected a More Detailed Inspection was carried out from which the four were detained. The Expanded Inspections carried out were 25 resulting in three detentions.



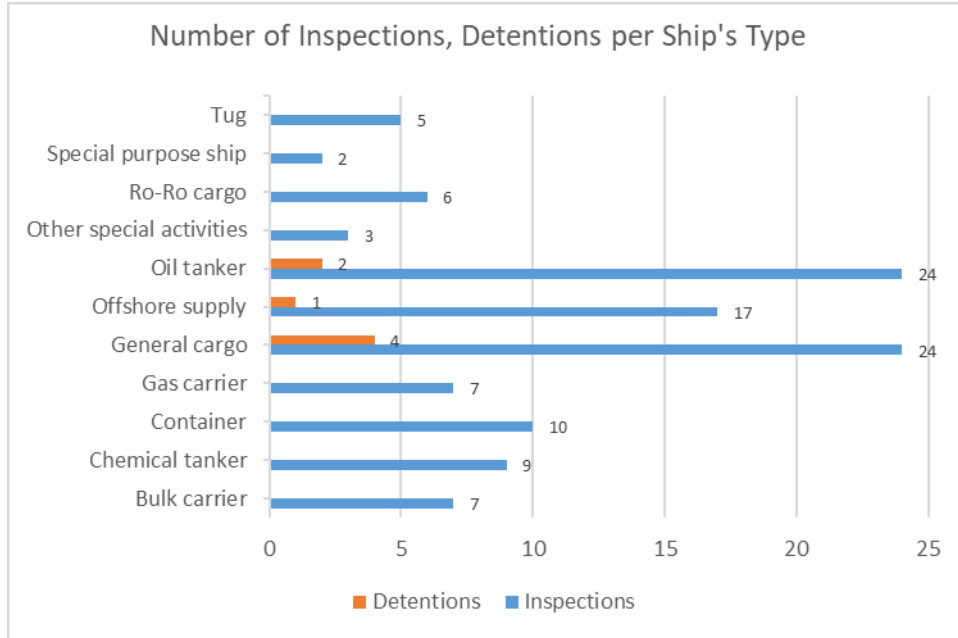
Inspections, Detentions per Port

In total 114 PSC inspections were carried out, 46 at the port of Limassol, 39 at the port of Larnaca and 29 at the port of Zygi. Three of the detentions were at the port of Limassol and from two at the ports of Larnaca and Zygi



Inspections, Detentions per Ship's Type

Ships of 11 different types were inspected. General Cargo and Oil Tanker ships lead the category with 24 inspections followed by Offshore Supply ships with 17 inspections. Three different types of ships were detained with General Cargo Ships counting for four detentions. The banned ship was an Oil Tanker Ship.



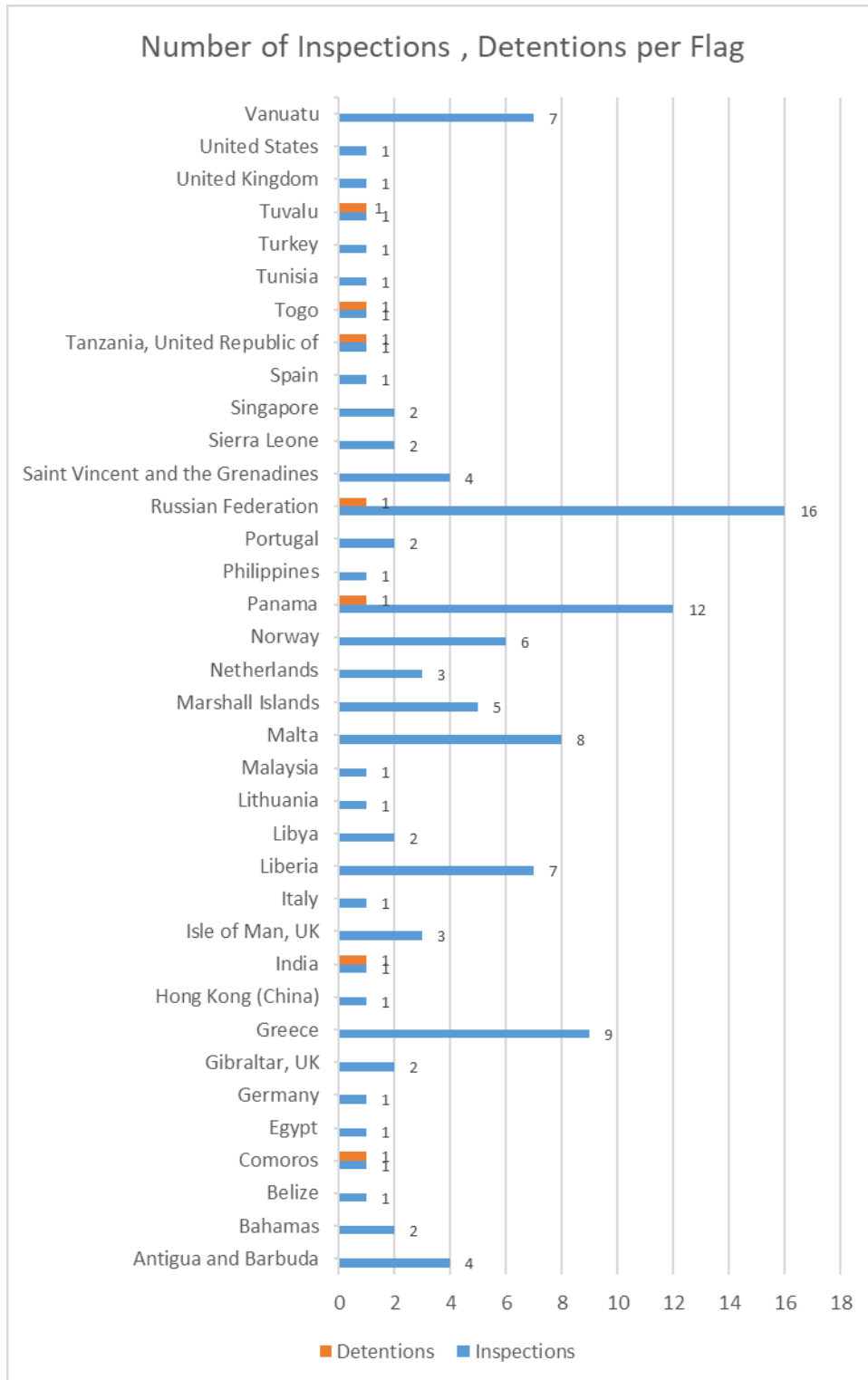
Inspections, Detentions per Ship's Age

The majority of the ships inspected were less than 15 years old (72 in total). The majority of the detained ships (six to seven) had an age more than 20 years.



Inspections, Detentions per Flag

Ships of 36 different flags were inspected. Russian Federation leads the category with 16 inspections and only one detention while Panama followed with 12 inspections. The seven detentions were shared between seven flags. The flag of the banned ship was United Republic of Tanzania,



Inspections, Detentions per Number of Deficiencies

The table below indicates that no deficiencies were recorded in 31 of the inspections. Furthermore, 54 of the ships inspected were found with up to 5 deficiencies. Ships inspected and found with more than 15 deficiencies the detention rate is 100% (3 to 3). It is remarkable that for the banned ship 57 deficiencies were recorded.



Number of Deficiencies per Area

In total 475 deficiencies were recorded. The 94 of the recorded deficiencies were detainable which represents a percentage of 19.8%. The average number of deficiencies per inspection was 4.2. The area of Certificate & Documentation related deficiencies tops the list with 150 deficiencies, while Safety of Navigation area follows with 27 deficiencies. In all areas detainable deficiencies recorded except areas for Dangerous Goods and ISPS.

